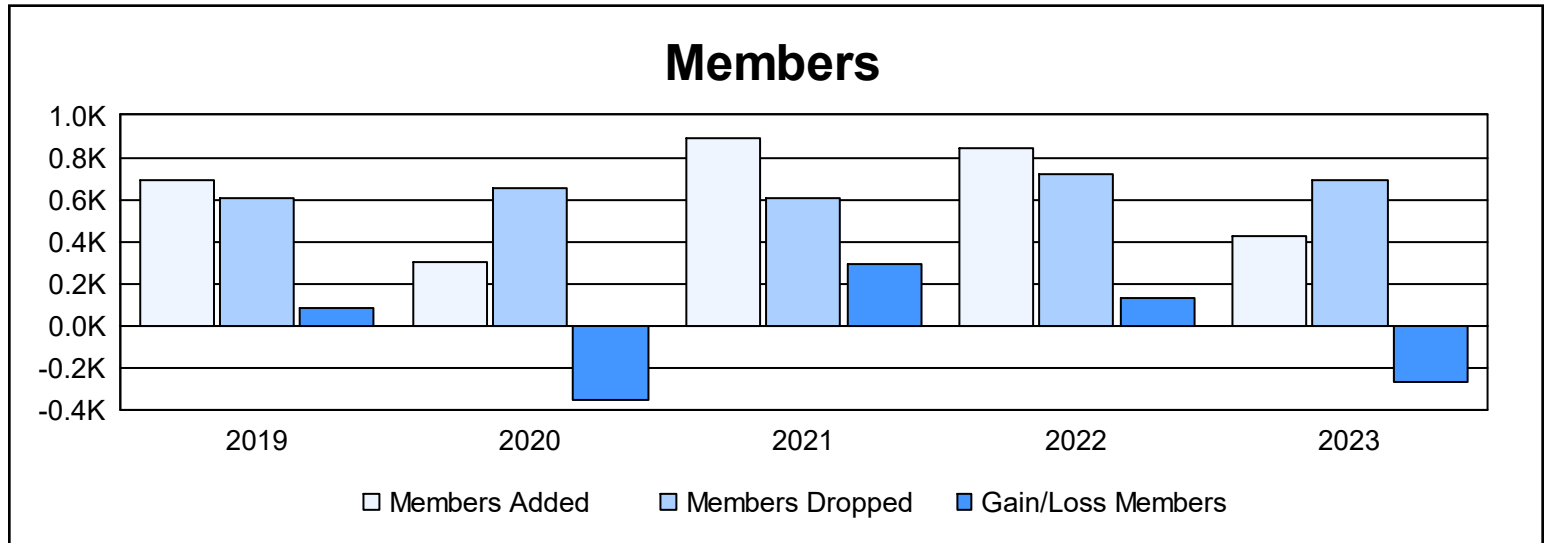
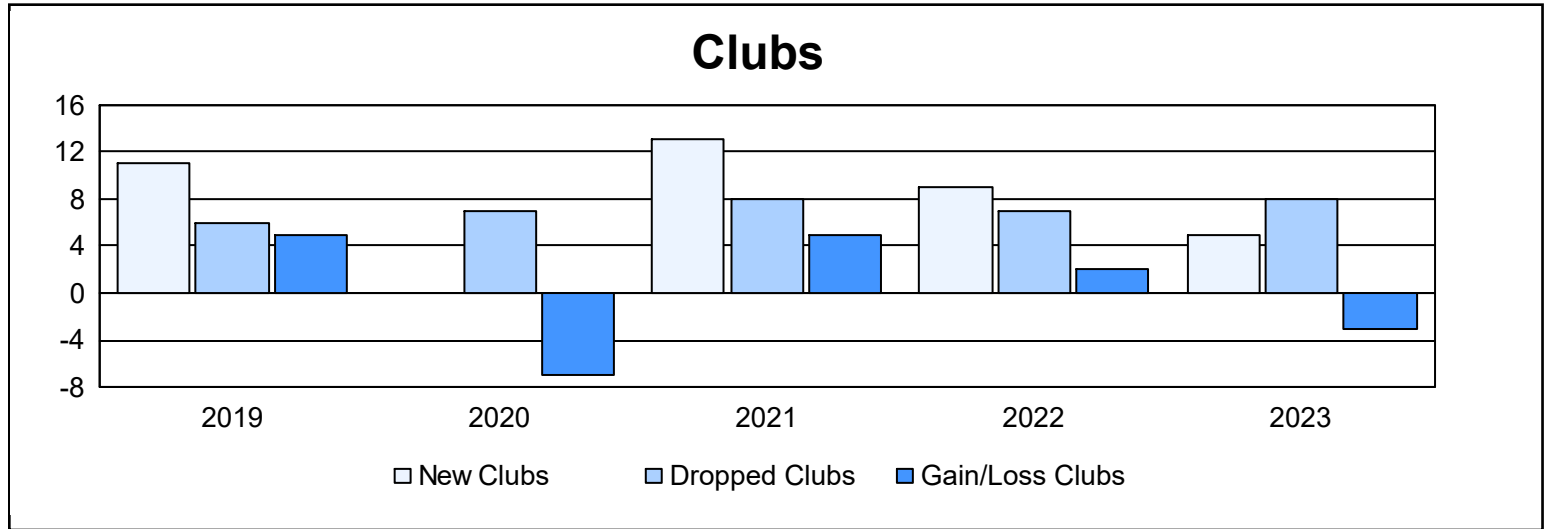


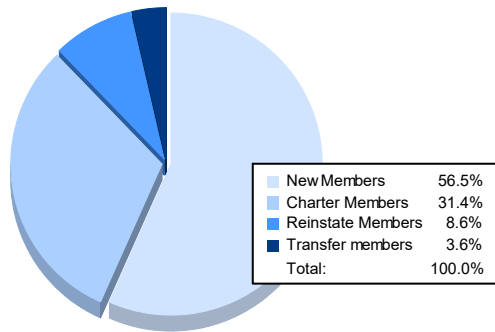
Multiple District G

As of June 2023 Cumulative

Year	New Clubs	Dropped Clubs	Gain/ Loss Clubs	New Members	Charter Members	Reinstate Members	Transfer Members	Total Member Added	Total Members Dropped	Gain/ Loss Members
2018-2019	11	6	5	329	323	30	5	687	606	81
2019-2020	0	7	-7	215	20	62	4	301	652	-351
2020-2021	13	8	5	367	447	75	5	894	601	293
2021-2022	9	7	2	465	241	115	24	845	717	128
2022-2023	5	8	-3	238	132	36	15	421	689	-268
Average	8	7	0	323	233	64	11	630	653	-23



Membership Composition June 2023 Cumulative



Gender Composition June 2023 Cumulative

